

RESOLUTION #99-38

A RESOLUTION ADOPTING THE BOISE COUNTY BUDGET FOR FISCAL YEAR 1999/2000

WHEREAS, the Boise County Board of Commissioners, pursuant to I.C. §31-1605, published the date, time, and place for the Public Hearing on the Boise County FY 2000 budget;


WHEREAS, the Boise County Board of Commissioners met at the Commissioner Chambers, Idaho City, Idaho, on Monday August 30, 1999 at 1:30 p.m.

WHEREAS, no one attended said designated hearing to voice any opposition to said proposed budget for Fiscal Year 2000.


NOW THEREFORE BE IT RESOLVED, that upon conclusion of said hearing, the Boise County Board of Commissioners determined and fixed the amount of the FY 1999-2000 budget in the amount of \$5,707,100.00, and East Boise County Ambulance of \$95,338.00; which is not greater than the amount of the tentative budget nor the revenue generated from property taxes as advertised in the tentative budget.


APPROVED AND ADOPTED by the Boise County Board of Commissioners in open session on the 30<sup>th</sup> day of August 1999.

BOARD OF BOISE COUNTY COMMISSIONERS

  
\_\_\_\_\_  
John S. Foard, Jr., Chairman

  
\_\_\_\_\_  
John N. Dyer, Commissioner

  
\_\_\_\_\_  
Dale Hanson, Commissioner





Attest:



Rora A. Canody, Clerk to the Board

BOISE COUNTY  
BUDGET  
1999-2000

FUND NAME	PROJECTED	PROJECTED			TOTAL		PROJECTED
	UNENCUMB. FUND BAL. 10/1/99	NON TAX REVENUE FY 1999-2000	INDIRECT COST TRANSFERS	PROJECTED LEVY	REVENUE & UNENCUMB. FUND BAL	TENTATIVE BUDGETS FY 1999-2000	FUND BALANCE 9/30/99
CURRENT EXPENSE	50,000	543,611	133,926	403,530	1,131,067	1,131,067	0
JUSTICE	-	377,585	-	668,586	1,046,171	1,046,171	0
REVALUATION	40,000	1,100	(5,048)	53,701	89,753	89,753	0
NOXIOUS WEEDS	-	73,900	(3,066)	21,462	92,296	92,296	0
DISTRICT COURT	29,034	221,756	(20,082)	228,048	458,756	458,756	0
INDIGENT	15,095	7,500	(5,094)	138,616	156,117	156,117	0
SOLID WASTE	297,000	383,893	(31,141)	-	649,752	649,752	0
TORT	3,000	21,400	-	97,241	121,641	121,641	0
JUNIOR COLLEGE	1,683	2,230	(113)	-	3,800	3,800	0
ROAD & BRIDGE	180,000	1,517,131	(50,752)	-	1,646,379	1,646,379	0
<b>SUB-TOTAL</b>	<b>615,812</b>	<b>3,150,106</b>	<b>18,630</b>	<b>1,611,184</b>	<b>5,395,732</b>	<b>5,395,732</b>	<b>-</b>
<i>NON-TAXABLE FUNDS</i>							
COUNTY VESSEL	-	46,141	(1,184)	-	44,957	44,957	0
SNOWMOBILE IC8A	-	18,250	(502)	-	17,748	17,748	0
SNOWMOBILE GV8B	-	10,500	(385)	-	10,115	10,115	0
911 EMERG. COMM.	-	46,500	(1,558)	-	44,942	44,942	0
EARLY CHILDHOOD EDUC.	-	187,500	-	-	187,500	187,500	0
LID	-	6,106	-	-	6,106	6,106	0
<b>TOTAL</b>	<b>615,812</b>	<b>3,465,103</b>	<b>15,001</b>	<b>1,611,184</b>	<b>5,707,100</b>	<b>5,707,100</b>	<b>-</b>

EAST BOISE COUNTY AMB.	-	46,286	-	49,052	95,338	95,338	0
------------------------	---	--------	---	--------	--------	--------	---

OFFICER   
COMMISSIONER 

COMMISSIONER   
COMMISSIONER 

**BOISE COUNTY  
BUDGET  
FY 1999-2000**

ORIGINAL

		EXPENSES 1996-97	EXPENSES 1997-98	ADOPTED BUDGET 1998-99	TENTATIVE BUDGET 1999-2000
<b>CURRENT EXPENSE FUND</b>					
<b>CLERK/AUDITOR/RECORDER</b>					
	SALARIES	205,757	155,769	183,772	199,151
	EXPENSES	<u>22,968</u>	<u>22,983</u>	<u>21,337</u>	<u>24,900</u>
	<b>TOTAL</b>	<b>228,725</b>	<b>178,752</b>	<b>205,109</b>	<b>224,051</b>
<b>ASSESSOR</b>					
	SALARIES	116,576	123,470	127,661	126,000
	EXPENSES	<u>5,428</u>	<u>6,500</u>	<u>15,770</u>	<u>13,286</u>
	<b>TOTAL</b>	<b>122,004</b>	<b>129,970</b>	<b>143,431</b>	<b>139,286</b>
<b>TREASURER</b>					
	SALARIES	102,976	107,316	115,878	116,043
	EXPENSES	<u>15,653</u>	<u>16,430</u>	<u>25,973</u>	<u>19,500</u>
	<b>TOTAL</b>	<b>118,629</b>	<b>123,746</b>	<b>141,851</b>	<b>135,543</b>
<b>COMMISSIONERS</b>					
	SALARIES	75,726	77,717	82,945	83,232
	EXPENSES	<u>9,003</u>	<u>6,237</u>	<u>5,750</u>	<u>4,750</u>
	<b>TOTAL</b>	<b>84,729</b>	<b>83,954</b>	<b>88,695</b>	<b>87,982</b>
<b>CORONER</b>					
	SALARIES	6,401	6,689	7,042	9,140
	EXPENSES	<u>2,806</u>	<u>4,076</u>	<u>6,870</u>	<u>5,850</u>
	<b>TOTAL</b>	<b>9,207</b>	<b>10,765</b>	<b>13,912</b>	<b>14,990</b>
<b>DISASTER SERVICES</b>					
	SALARIES	4,506	9,015	14,940	16,606
	EXPENSES	<u>2,749</u>	<u>4,904</u>	<u>10,474</u>	<u>8,887</u>
	<b>TOTAL</b>	<b>7,255</b>	<b>13,919</b>	<b>25,414</b>	<b>25,493</b>
<b>CONTINGENCY</b>					
	EXPENSES	4,455	4,425	6,191	15,539
<b>DATA PROCESSING</b>					
	EXPENSES	29,866	35,505	47,423	55,440
<b>COMM. PROJECTS &amp; CENTRAL DISTRICT HEALTH</b>					
	EXPENSES	23,955	37,211	42,421	39,630
<b>GENERAL OPERATIONS</b>					
	SALARIES	39,392	53,650	52,553	51,948
	EXPENSES	<u>182,934</u>	<u>99,172</u>	<u>116,831</u>	<u>89,987</u>
	<b>TOTAL</b>	<b>222,326</b>	<b>152,822</b>	<b>169,384</b>	<b>141,935</b>
<b>PLANNING &amp; ZONING</b>					
	SALARIES	70,051	91,864	105,105	130,625
	EXPENSES	<u>59,940</u>	<u>9,392</u>	<u>79,773</u>	<u>26,470</u>
	<b>TOTAL</b>	<b>129,991</b>	<b>101,256</b>	<b>184,878</b>	<b>157,095</b>
<b>EXTRAORDINARY LEGAL &amp; HOMICIDE</b>					
	EXPENSES	1,332	11,417	50,000	83,824
<b>COMPREHENSIVE PLAN</b>					
	EXPENSES	16,634	12,845	9,993	4,677
<b>CAPITAL PROJECTS</b>					
	EXPENSES	9,782	-	15,000	5,582
<b>TOTAL CURRENT EXPENSE</b>		<b>1,008,890</b>	<b>896,587</b>	<b>1,143,702</b>	<b>1,131,067</b>

**BOISE COUNTY  
BUDGET  
FY 1999-2000**

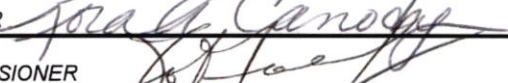

**ORIGINAL**


		EXPENSES	EXPENSES	ADOPTED	TENTATIVE
		1996-97	1997-98	BUDGET	BUDGET
				1998-99	1999-2000
<b>JUSTICE FUND</b>					
<b>SHERIFF</b>					
	SALARIES	531,840	575,898	561,325	568,089
	EXPENSES	6,072	153,745	112,770	139,696
	<b>TOTAL</b>	<b>537,912</b>	<b>729,643</b>	<b>674,095</b>	<b>707,785</b>
<b>SHERIFF PRISONERS</b>					
	SALARIES	-	56,818	76,587	85,770
	EXPENSES	116,631	39,454	59,084	72,940
	<b>TOTAL</b>	<b>116,631</b>	<b>96,272</b>	<b>135,671</b>	<b>158,710</b>
<b>JUSTICE GENERAL OPERATIONS</b>					
	EXPENSES	-	99,574	117,550	88,450
<b>PROSECUTING ATTORNEY</b>					
	SALARIES	64,580	66,008	77,610	84,126
	EXPENSES	7,935	8,245	5,825	7,100
	<b>TOTAL</b>	<b>72,515</b>	<b>74,253</b>	<b>83,435</b>	<b>91,226</b>
<b>TOTAL JUSTICE FUND</b>		<b>727,058</b>	<b>999,742</b>	<b>1,010,751</b>	<b>1,046,171</b>
<b>DISTRICT COURT FUND</b>					
<b>DISTRICT COURT</b>					
	SALARIES		46,320	61,667	102,344
	EXPENSES	37,130	46,284	30,600	77,800
	<b>TOTAL</b>	<b>37,130</b>	<b>92,604</b>	<b>92,267</b>	<b>180,144</b>
<b>JURY COMMISSION</b>					
	SALARIES	13,740	31,929	25,969	26,074
	EXPENSES	9,574	3,943	10,500	10,151
	<b>TOTAL</b>	<b>23,314</b>	<b>35,872</b>	<b>36,469</b>	<b>36,225</b>
<b>COMMUNITY JUSTICE</b>					
	SALARIES	41,431	49,508	181,502	176,642
	EXPENSES	21,275	40,157	39,159	65,745
	<b>TOTAL</b>	<b>62,706</b>	<b>89,665</b>	<b>220,661</b>	<b>242,387</b>
<b>TOTAL DISTRICT COURT</b>		<b>123,150</b>	<b>218,141</b>	<b>349,397</b>	<b>458,756</b>
<b>EARLY CHILDHOOD ED. (Albertson's Grant)</b>					
<b>TOTAL ECEF</b>				<b>187,500</b>	<b>187,500</b>
<b>REVALUATION FUND</b>					
	SALARIES	60,737	54,962	79,607	86,583
	EXPENSES	13,489	8,682	46,950	3,170
<b>TOTAL REVALUATION</b>		<b>74,226</b>	<b>63,644</b>	<b>126,557</b>	<b>89,753</b>
<b>NOXIOUS WEEDS FUND</b>					
	SALARIES	31,199	42,899	46,178	28,094
	EXPENSES	22,995	44,536	43,750	64,202
<b>TOTAL NOXIOUS WEEDS</b>		<b>54,194</b>	<b>87,435</b>	<b>89,928</b>	<b>92,296</b>
<b>INDIGENT FUND</b>					
	SALARIES	13,568	14,317	25,106	34,377
	EXPENSES	109,970	133,716	132,200	121,740
<b>TOTAL INDIGENT</b>		<b>123,538</b>	<b>148,033</b>	<b>157,306</b>	<b>156,117</b>
<b>SOLID WASTE FUND</b>					
	SALARIES	90,128	92,711	93,636	167,111
	EXPENSES	131,641	176,127	480,250	482,641
<b>TOTAL SOLID WASTE</b>		<b>221,769</b>	<b>268,838</b>	<b>573,886</b>	<b>649,752</b>

BOISE COUNTY  
BUDGET  
FY 1999-2000

ORIGINAL

		EXPENSES 1996-97	EXPENSES 1997-98	ADOPTED BUDGET 1998-99	TENTATIVE BUDGET 1999-2000
<b>TORT FUND</b>					
	SALARIES	17,164	20,288	8,369	-
	EXPENSES	111,527	94,774	115,847	121,641
<b>TOTAL TORT FUND</b>		<b>128,691</b>	<b>115,062</b>	<b>124,216</b>	<b>121,641</b>
<b>JUNIOR COLLEGE FUND</b>					
<b>TOTAL JUNIOR COLLEGE</b>	EXPENSES	<b>2,250</b>	<b>300</b>	<b>3,800</b>	<b>3,800</b>
<b>ROAD FUND</b>					
	SALARIES	510,798	565,857	605,897	593,916
	EXPENSES	995,852	1,356,059	890,701	1,052,463
<b>TOTAL ROAD FUND</b>		<b>1,506,650</b>	<b>1,921,916</b>	<b>1,496,598</b>	<b>1,646,379</b>
<b>SHERIFF'S VESSEL FUND</b>					
	SALARIES	14,264	14,447	20,694	19,657
	EXPENSES	4,563	29,180	32,905	25,300
<b>TOTAL SHERIFF'S VESSEL</b>		<b>18,827</b>	<b>43,627</b>	<b>53,599</b>	<b>44,957</b>
<b>SNOWMOBILE IC8-A FUND</b>					
	SALARIES	6,327	5,862	8,947	7,488
	EXPENSES	6,382	11,139	28,053	10,260
<b>TOTAL SNOWMOBILE IC8-A</b>		<b>12,709</b>	<b>17,001</b>	<b>37,000</b>	<b>17,748</b>
<b>SNOWMOBILE GV8-B FUND</b>					
	SALARIES	4,922	3,503	5,433	5,433
	EXPENSES	5,932	18,959	4,567	4,682
<b>TOTAL SNOWMOBILE GV8-B</b>		<b>10,854</b>	<b>22,462</b>	<b>10,000</b>	<b>10,115</b>
<b>911 EMER. COMM. FUND</b>					
<b>TOTAL 911 EMER. COMM</b>	EXPENSES	<b>16,063</b>	<b>45,256</b>	<b>52,252</b>	<b>44,942</b>
<b>LOCAL IMPROVEMENT DIST.</b>					
<b>TOTAL LID</b>	EXPENSES	<b>6,174</b>	<b>6,574</b>	<b>6,340</b>	<b>6,106</b>
<b>TOTAL ALL FUNDS</b>		<b>4,035,043</b>	<b>4,854,618</b>	<b>5,422,832</b>	<b>5,707,100</b>
<b>EBC AMBULANCE</b>					
<b>TOTAL EBC AMBULANCE</b>	EXPENSES	<b>98,575</b>	<b>102,929</b>	<b>91,423</b>	<b>95,338</b>

OFFICER   
COMMISSIONER 

COMMISSIONER   
COMMISSIONER 